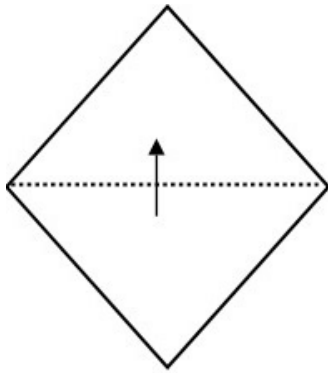


# Make An Origami Cat Face!

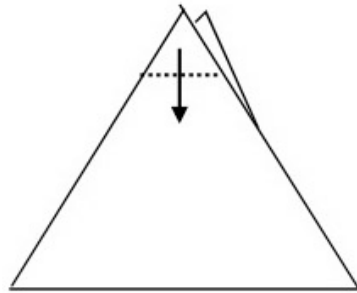
## Materials:

Plain or colored paper, cut into a 6" x 6" square  
Crayons, colored pencils or markers

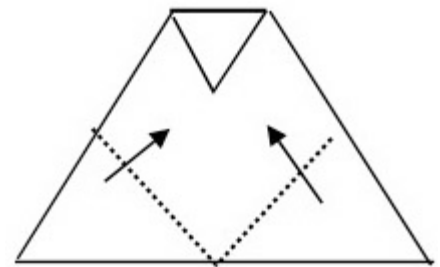
## Directions:



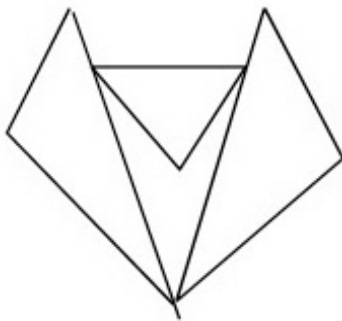
Step 1



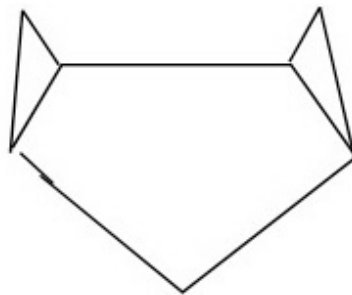
Step 2



Step 3



Step 4  
Flip Over



Step 5  
Ready to color!



Me-wow!